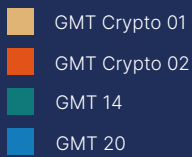
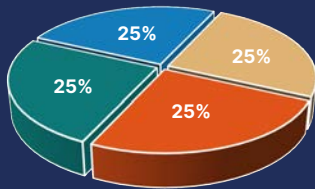


Model Portfolios on this page comprise a total of 52 subsystems



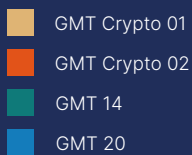
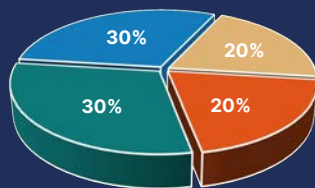
Model Portfolio #1 - Balanced

50% Crypto / 50% Multi

Net Monthly Return 6.74%

Net Annual Return 80.93%

STRATEGY	ASSET CLASS	ALLOCATION %	WINNING MONTHS
GMT Crypto 01	Crypto (BTC/ETH)	25.00%	77.19%
GMT Crypto 02	Crypto (BTC/ETH)	25.00%	78.26%
GMT 14	Multi Strategy	25.00%	96.00%
GMT 20	Multi Strategy	25.00%	93.33%



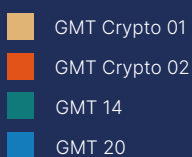
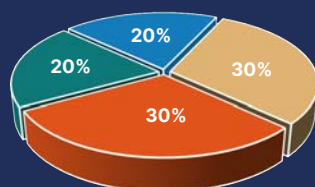
Model Portfolio #2 - Multi Leaning

40% Crypto / 60% Multi

Net Monthly Return 6.03%

Net Annual Return 72.39%

STRATEGY	ASSET CLASS	ALLOCATION %	WINNING MONTHS
GMT Crypto 01	Crypto (BTC/ETH)	20.00%	77.19%
GMT Crypto 02	Crypto (BTC/ETH)	20.00%	78.26%
GMT 14	Multi Strategy	30.00%	96.00%
GMT 20	Multi Strategy	30.00%	93.33%



Model Portfolio #3 - Crypto Leaning

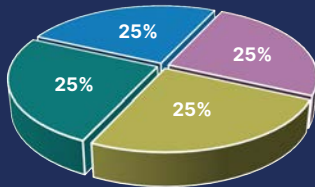
60% Crypto / 40% Multi

Net Monthly Return 7.46%

Net Annual Return 89.47%

STRATEGY	ASSET CLASS	ALLOCATION %	WINNING MONTHS
GMT Crypto 01	Crypto (BTC/ETH)	30.00%	77.19%
GMT Crypto 02	Crypto (BTC/ETH)	30.00%	78.26%
GMT 14	Multi Strategy	20.00%	96.00%
GMT 20	Multi Strategy	20.00%	93.33%

Model Portfolios on this page comprise a total of 108 subsystems



GMT 14
GMT 20
GMT 44
GMT X3

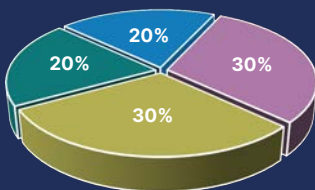
Model Portfolio #4 - Balanced

Multi Strategy only

Net Monthly Return 3.55%

Net Annual Return 42.57%

STRATEGY	ASSET CLASS	ALLOCATION %	WINNING MONTHS
GMT 14	Multi Strategy	25.00%	96.00%
GMT 20	Multi Strategy	25.00%	93.33%
GMT 44	Multi Strategy	25.00%	93.02%
GMT X3	Multi Strategy	25.00%	100.00%



GMT 14
GMT 20
GMT 44
GMT X3

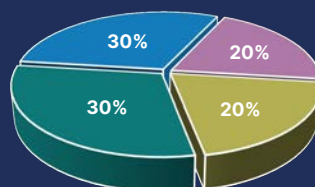
Model Portfolio #5 - Balanced

Multi Strategy only

Net Monthly Return 3.62%

Net Annual Return 43.44%

STRATEGY	ASSET CLASS	ALLOCATION %	WINNING MONTHS
GMT 14	Multi Strategy	20.00%	96.00%
GMT 20	Multi Strategy	20.00%	93.33%
GMT 44	Multi Strategy	30.00%	93.02%
GMT X3	Multi Strategy	30.00%	100.00%



GMT 14
GMT 20
GMT 44
GMT X3

Model Portfolio #6 - Balanced

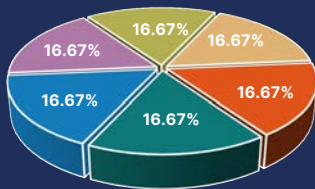
Multi Strategy only

Net Monthly Return 3.47%

Net Annual Return 41.70%

STRATEGY	ASSET CLASS	ALLOCATION %	WINNING MONTHS
GMT 14	Multi Strategy	30.00%	96.00%
GMT 20	Multi Strategy	30.00%	93.33%
GMT 44	Multi Strategy	20.00%	93.02%
GMT X3	Multi Strategy	20.00%	100.00%

Model Portfolios on this page comprise a total of 126 subsystems



- GMT Crypto 01
- GMT Crypto 02
- GMT 14
- GMT 20
- GMT 44
- GMT X3

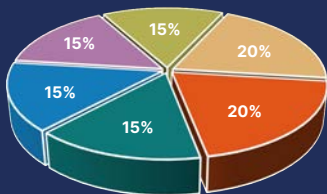
Model Portfolio #7 - Balanced

Same % in each strategy

Net Monthly Return 5.80%

Net Annual Return 69.60%

STRATEGY	ASSET CLASS	ALLOCATION %	WINNING MONTHS
GMT Crypto 01	Crypto (BTC/ETH)	16.67%	77.19%
GMT Crypto 02	Crypto (BTC/ETH)	16.67%	78.26%
GMT 14	Multi Strategy	16.67%	96.00%
GMT 20	Multi Strategy	16.67%	93.33%
GMT 44	Multi Strategy	16.67%	93.02%
GMT X3	Multi Strategy	16.67%	100.00%



- GMT Crypto 01
- GMT Crypto 02
- GMT 14
- GMT 20
- GMT 44
- GMT X3

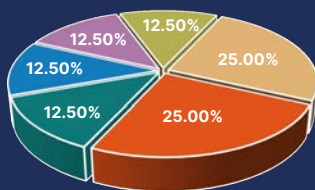
Model Portfolio #8 - Balanced > Crypto

60% Multi / 40% Crypto

Net Monthly Return 6.25%

Net Annual Return 74.99%

STRATEGY	ASSET CLASS	ALLOCATION %	WINNING MONTHS
GMT Crypto 01	Crypto (BTC/ETH)	20.00%	77.19%
GMT Crypto 02	Crypto (BTC/ETH)	20.00%	78.26%
GMT 14	Multi Strategy	15.00%	96.00%
GMT 20	Multi Strategy	15.00%	93.33%
GMT 44	Multi Strategy	15.00%	93.02%
GMT X3	Multi Strategy	15.00%	100.00%



- GMT Crypto 01
- GMT Crypto 02
- GMT 14
- GMT 20
- GMT 44
- GMT X3

Model Portfolio #9 - Crypto Leaning

50% Multi / 50% Crypto

Net Monthly Return 6.93%

Net Annual Return 83.10%

STRATEGY	ASSET CLASS	ALLOCATION %	WINNING MONTHS
GMT Crypto 01	Crypto (BTC/ETH)	25.00%	77.19%
GMT Crypto 02	Crypto (BTC/ETH)	25.00%	78.26%
GMT 14	Multi Strategy	12.50%	96.00%
GMT 20	Multi Strategy	12.50%	93.33%
GMT 44	Multi Strategy	12.50%	93.02%
GMT X3	Multi Strategy	12.50%	100.00%